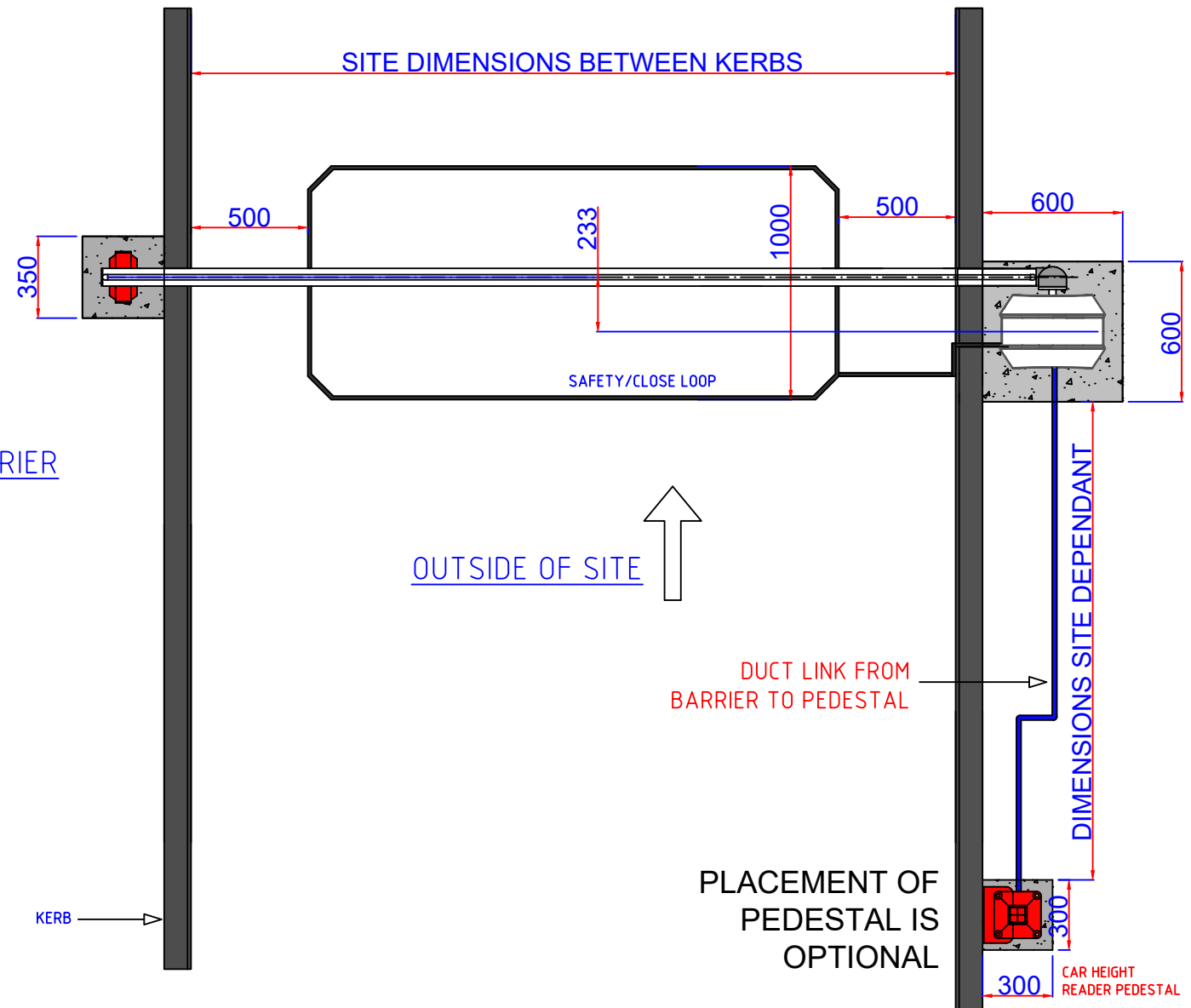
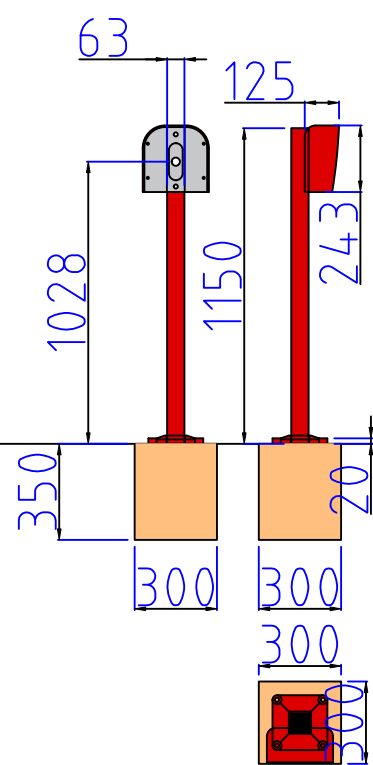


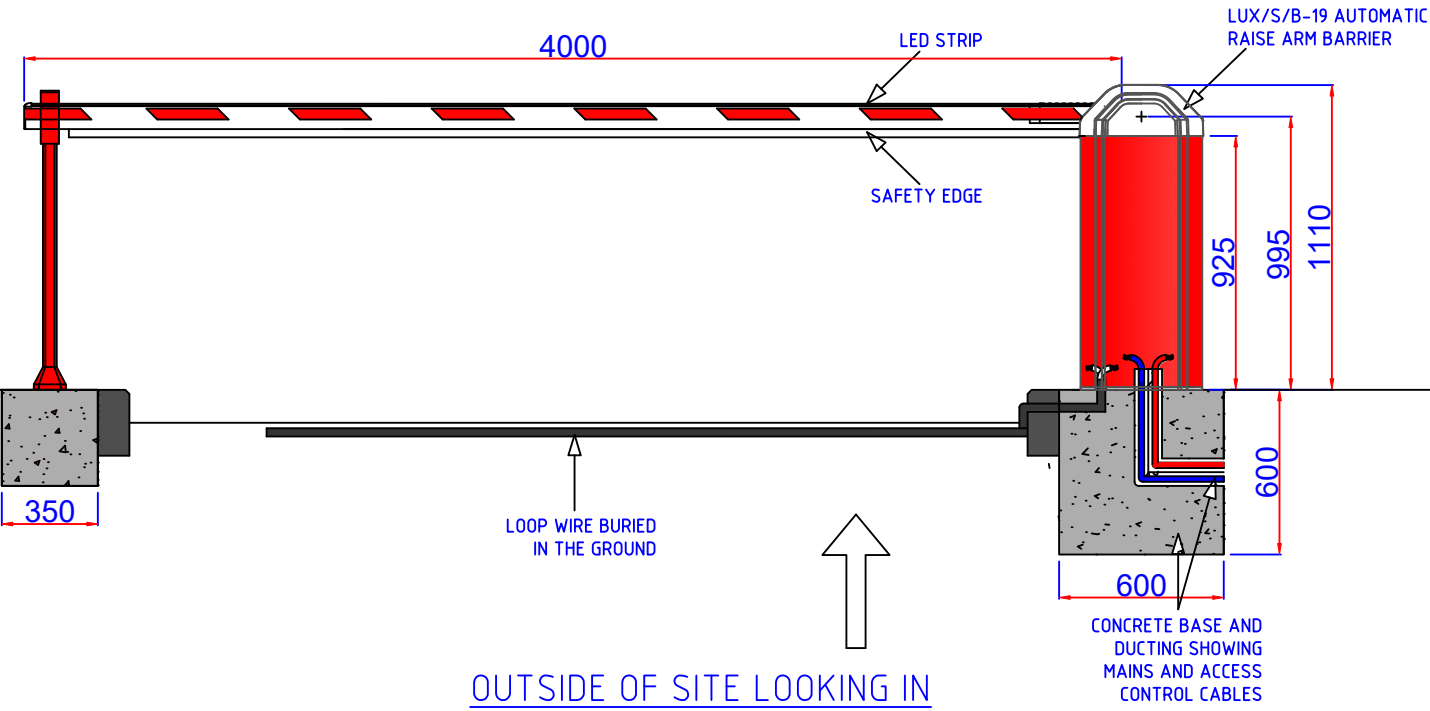
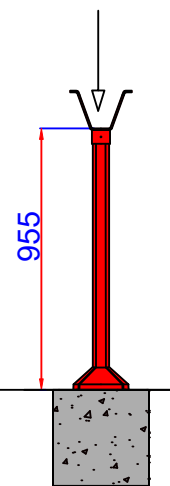
LUX/S/B-19 AUTOMATIC RAISE ARM BARRIER
RIGHT HANDED
 RIGHT HANDED LUX BARRIER
 MOUNTED ON RIGHT HAND SIDE



CAR HEIGHT READER PEDESTAL



TIP SUPPORT AND CONCRETE PLINTH



GENERAL NOTES		
1.FOUNDATIONS MUST BE LEVEL/IN-LINE.		
2.BARRIER MUST RUN LEVEL.		
3.IF IN DOUBT, PLEASE ASK!		
DIMENSIONS & SPECIFICATIONS		
FOUNDATIONS:		
RECOMMENDED CONCRETE C40 MIX		
S/B/LUX:	HEAVY DUTY:	
L = 600mm.	L = 700mm.	
H = 600mm.	H = 600mm.	
W = 600mm.	W = 700mm.	
POWER REQUIREMENTS		
240v SINGLE PHASE,		
50Hz 10 Amps		
PER BARRIER, MCB NOT RCD.		
BOLT INFORMATION		
INCLUDED-		
MAIN BARRIER:		
HEAVY DUTY: M16 BOLTS		
S/L/B: M12 BOLTS		
OPTIONS		
HI-BAR OPTION AVAILABLE (TOP & BOTTOM SKIRT) →		
SKIRT OPTION AVAILABLE →		
1.	Revision 01	05/03/20
No.	Revision/Issue	Date
PF6000-19 LUX-S-B 4M RH CAR HEIGHT READER PEDESTAL		
Dwg Number: PF6000-19 LUX		Sheet 1.
Date: 05/03/20		