




Bulldog Heavy Duty Wheel Clamps.

Titan Range.

Features:-

1. Arms constructed from 75 x 6mm rolled edge steel and ribbed for extra strength.
2. Wheel nut protection disc behind arms (9" or 11" dia depending on model).
3. Drill and pick resistant lock, Bulldog Super Bolt (see separate sheet).
4. Re-inforced cover plate, in a bright red powder coated finish.
5. Sold Secure and TUV tested and approved.
6. 9 models available, with fixed arm widths to suit various tyre/wheel sizes. See Titan Wheel Clamp size chart for model range.
7. Special models available to suit wheels outside range of chart.




Centaur Range.

Features:-

Specification as above: Plus

1. Arms adjustable for varying width.
2. Two models available, standard or commercial.



STANDARD CENTAUR CA2000

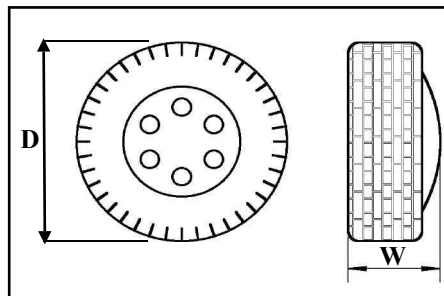
D = MAX - 640MM (25 1/4")
MIN - 525MM (20 3/4")

W = MAX - 220MM (8 3/4")
MIN - 140MM (5 1/2")

COMMERCIAL CENTAUR CA2000C

D = MAX - 760MM (30")
MIN - 640MM (25 1/4")

W = MAX - 260MM (10")
MIN - 175MM (7")



STANDARD CENTAUR CA500

D = MAX - 538MM (21 1/4")
MIN - 460MM (18 1/4")

W = MAX - 230MM (9")
MIN - 160MM (6 1/4")

BULLDOG SECURITY PRODUCTS LIMITED

Units 1 - 4 Stretton Road, Much Wenlock, Shropshire, TF13 6DH.

Tel: 01952 728171 Fax: 01952 728117

Email: sales@bulldogsecure.com Web Site: www.bulldogsecure.com