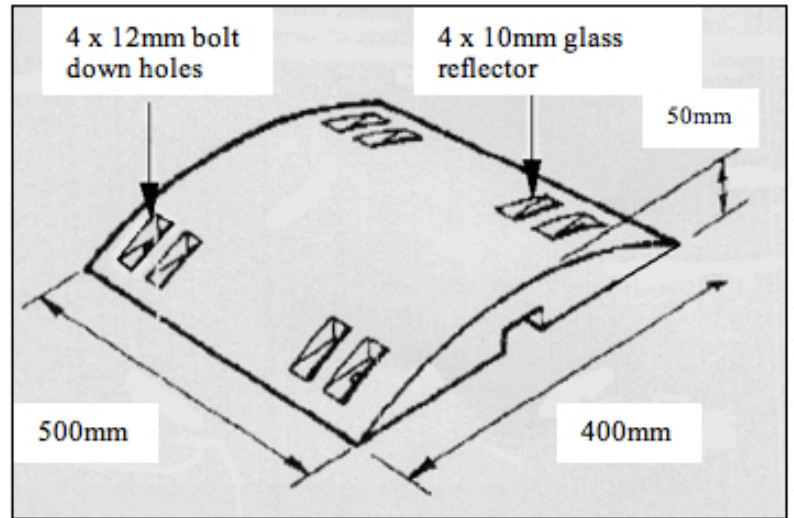
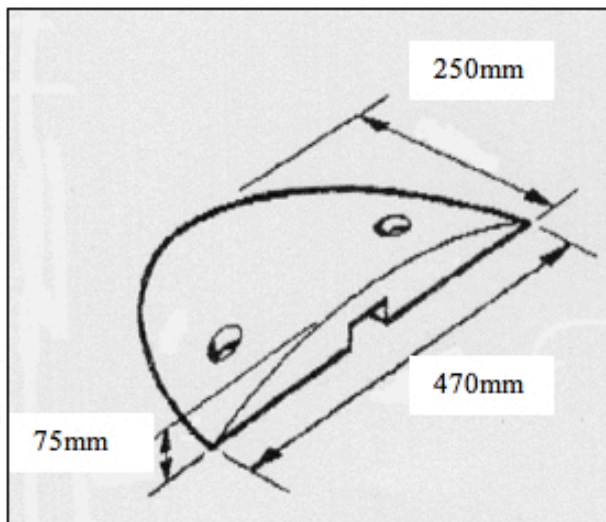


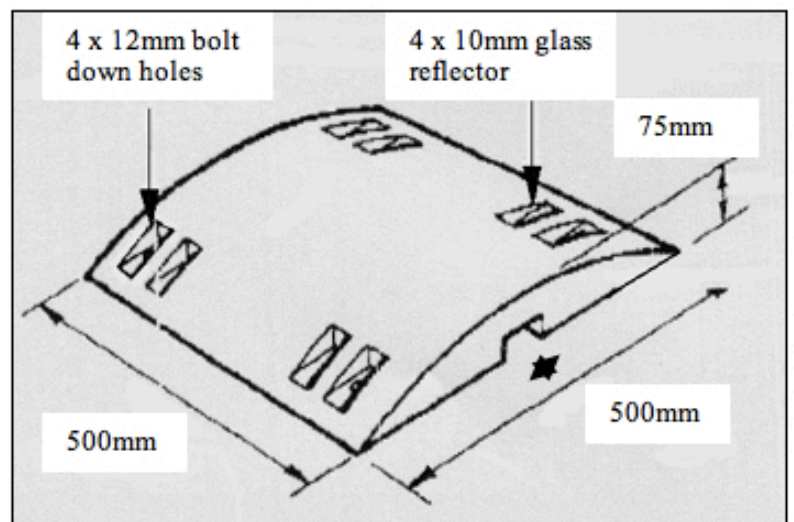
End Cap 50mm high.
Weight 2.5kg.



50mm High ramp, Weight 8kgs.
Recommended for speeds up to 15mph.



End Cap 75mm High.
Weight 3.5kgs.



75mm High Ramp, Weight 12kgs.
Recommended for speeds up to 10mph.

- Manufactured from tough recycled thermoplastic material
- Bolt down holes for permanent fixing
- Easy to install using 10mm bolts
- Chequered pattern for extra grip
- 500mm sections in alternative black/yellow
- Integral reflectors
- End sections available
- 12mm bolts for secure fixing to carriageway.